



CG360-3300 | Crankshaft Grinding Machine



CG


CG360-3300



CRANKSHAFT ROTATION CLUTCH



PNEUMATIC FACEPLATE LOCK KNOB



HYDRAULIC SLEEVE OF TAILTOCK QUILL LOCK ("U" VERSION)

HIGH SPEED AND WORKING QUALITY

The crankshaft grinding machines model CG have peculiar characteristics that permit easy and quick set-up and operating of the crankshaft. These qualities have been reached after a particular design and realisation of the headstock and the relative tailstock.

- the precise connection between the prismatic and flat guides of the basement and the table permit high stability and a perfect perpendicularity with the wheelhead.
- big base to permit the working of big crankshaft without extending the table beyond the base for more than 10% of its length.
- group of leveling points for a better leveling and for the corrections of possible distortions of the machine.

VERSIONS

"N" VERSION

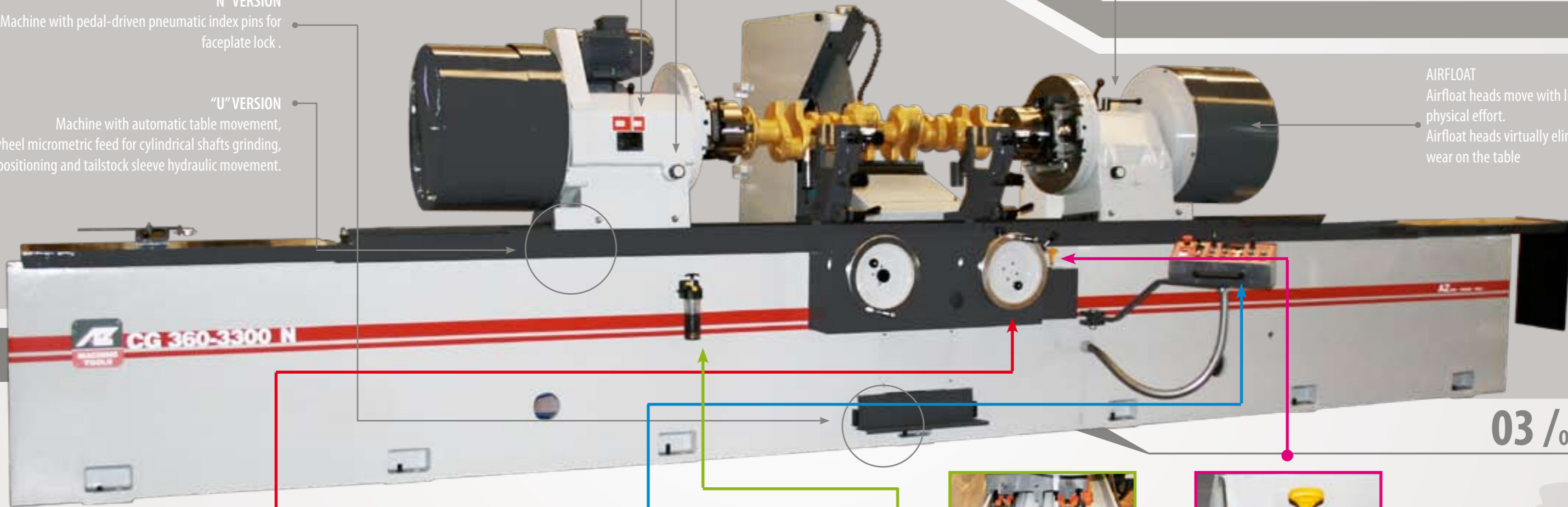
Machine with pedal-driven pneumatic index pins for faceplate lock.

"U" VERSION

Machine with automatic table movement, grindwheel micrometric feed for cylindrical shafts grinding, heads positioning and tailstock sleeve hydraulic movement.

AIRFLOAT

Airfloat heads move with low physical effort. Airfloat heads virtually eliminate wear on the table.



03 / 02.03

GRINDINGWHEEL CONTROL

- Push button for fine feed
- Zero stop for fine feed
- Scale ring for fine feed
- Locking handle for scale ring
- Handwheel for grinding wheel fine feed



CONTROL PANEL

Infinitely adjustable workpiece speeds extend grinding wheel life



LUBRICATION
Oiling system assures continuous and complete lubrication.




Air cushion system for head displacement

CG360-3300

RECOMMENDED EQUIPMENT



AZ410



AZ431



AZ390



AZ770



AZ771

RECOMMENDED

- AZ410 Diamond and rest 1,5 kt
- AZ431 Pair of flanges
- AZ390 Grinding coolant (5 liters)
- AZ770 Continuous journal sizing gauge (25-110mm diameter capacity)
- AZ771 Measuring fork, range from 100 to 200 mm for AZ 770

STANDARD EQUIPMENT



Crankshaft centering fixture



Crankshaft journal checking square



Head offset measuring device



Wheel face, side and radius dresser



Self centering chucks




Driving dog




Wheel balancing arbor



Steady rest



Template for levelling



Grindwheel hub puller



Grinding wheel

Driving plates for drivers



Conic centers



Blunt center



Motor pulley




STANDARD

- Air cushion system for head displacement
- Low voltage electric controls (24V)
- Electronical variable speed of the headstock
- Oil-hydraulic system and coolant system
- Centralized lubricant system
- Crankshaft centering fixture with dial indicator
- Crankshaft journal checking square
- Head offset measuring device with indicator
- Wheel face, side and radius dresser (diamond excluded)
- N. 2 precision self centering chucks 225 mm. dia.
- N. 2 steady rests with dial indicator
- N. 1 driving dog capacity from 20 to 75 mm and 2 driving dogs capacity from 70 to 140 mm
- N. 2 driving plates for drivers
- N. 2 conic centers
- N. 1 blunt center
- Grinding wheel 915-305 mm. dia. 32 mm. thickness
- Wheel balancing arbor
- Grindwheel hub puller
- Template for levelling the machine
- Motor pulley for reduced grinwheel
- Service tools and Operating manual

MOTION AND ADJUSTMENT OF CHUCKING FIXTURES

Sturdy universal chucking fixtures of latest design, guarantee the highest machining precision, fast centering and easy operating.

- Radial adjustment
- Cross adjustment
- Micrometric angular adjustment
- 360° rotation with twelve 30° chick stops to obtain immediate selection of centering angle.
- Three indexing locations to avoid measurements rechecking and the consequent waste of time.
- If required, these locking pins can also be pneumatic.
- Possibility of adjusting the axis of central heads
- Trim adjust for rapid and fine radial adjustments.
- Possibility of micrometric rotation of the workpiece chuck.



CG360-3300

OPTIONAL EQUIPMENT



AZ385



AZ490



AZ491



AZ415



AZ416



AZ351



AZ427



AZ780

- AZ240 Safety guards kit conforming to CE standard
- AZ780 Electronic in process grinding gauge 1 axe (for AZ 770)
- AZ385 Paper roll+magnetic combined coolant cleaner
- AZ490 Magnetic coolant cleaner
- AZ491 Paper roll coolant cleaner (171 litres)
- AZ415 Wheel balancing stand (for static balancing)
- AZ416 Portable belt superfinisher
- AZ351 Wheel side tapering dresser (without diamond) for CG360
- AZ427 Hydraulic wheel dresser (without diamond)
- AZ440 Grinding wheel 915-305 mm. dia. 25 mm. thickness
- AZ441 Grinding wheel 915-305 mm. dia. 32 mm. thickness
- AZ442 Grinding wheel 915-305 mm. dia. 40 mm. thickness
- AZ443 Grinding wheel 915-305 mm. dia. 50 mm. thickness
- AZ444 Grinding wheel 915-305 mm. dia. 60 mm.
- AZ445 Grinding wheel 915-305 mm. dia. 70 mm. thickness
- AZ488 Narrow steady rest
- AZ403 Set of auxiliary counter weights CG360-3300



SPECIFICATIONS

WORKING CAPACITY

Height of centres on table	360 mm
Max distance between centers	3300 mm
Max. distance between self-centring chucks	3250 mm
Swing over table	720 mm
Max head offset (stroke/2)	170 mm
Max diameter admitted on std steady rests	180 mm
Max workpiece diameter-new wheel	270 mm
Max weight admitted between centers	600 kg

Max weight admitted with steady rests	1200 kg
Motor	1,2 kw

MACHINE SPECIFICATIONS

Z AXIS	
Max table speed	5000 mm/min
Table motor power	0,5 KW
X AXIS	
Fast grindhead feed	210 mm
Micrometric grindhead feed	240 mm
Hydraulic unit motor power	1,2 KW

WHEEL UNIT

Diameter of grinding wheel	915 mm
Max grinding wheel thickness	60 mm
Standard grinding wheel thickness	32 mm
Min grinding wheel thickness	20 mm
Grinding wheel peripheral speed	33 m/s
Wheel rotation motor power	7,5 KW

WORKHEAD

Stepless rotation speed	0-80 RPM
Diameter of chucks	315 mm
Headstock rotation motor power	1,2 KW

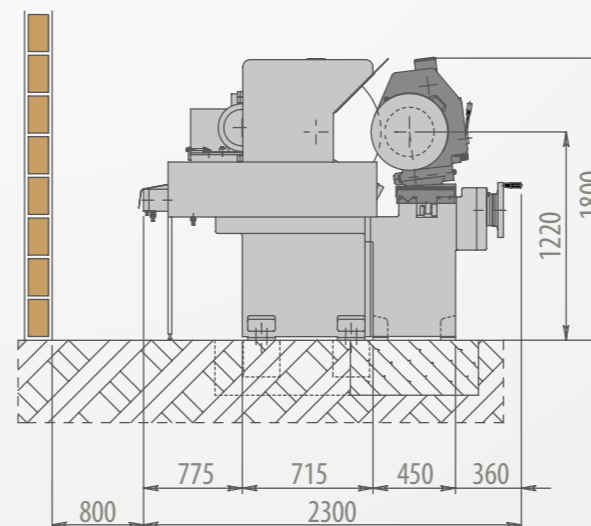
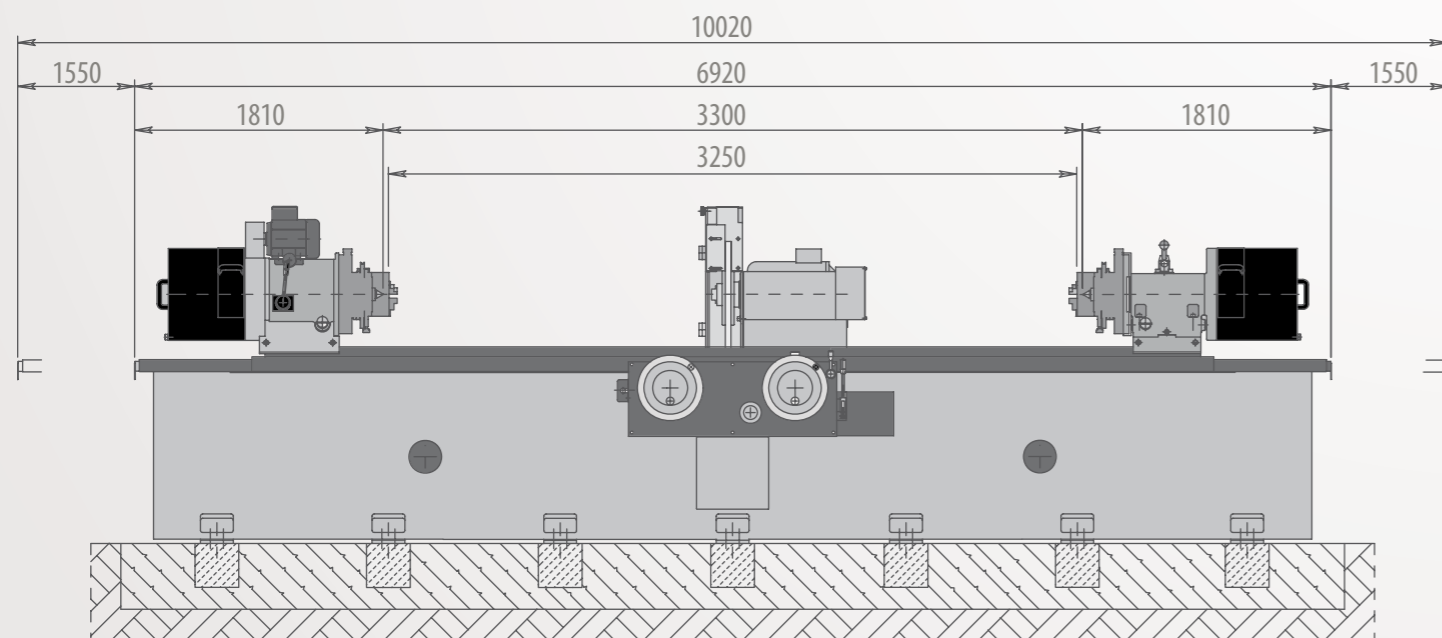
LUBRICATION UNIT

Tank capacity	1 lt
---------------	------

HYDRAULIC UNIT

Tank capacity	50 lt
---------------	-------

DIMENSIONS



AZ spa

Viale dell'Elettronica, 20
36016 THIENE (VI) **ITALY**
tel. +39 0445 575543
fax +39 0445 575640
email: info@azspa.it



WWW.AZSPA.IT

CG | Crankshaft Grinding Machine

