






CG460 - 4100 | 575 - 4100 Crankshaft and Cylindrical Grinding Machine




CG

CG460-4100/CG575-4100




Big centering heads for heavy loads



AIRFLOAT
Airfloat heads move with low physical effort. Airfloat heads virtually eliminate wear on the table

03 / 02.03




Automatic feed per each pass in cylinder grinding




GRINDING WHEEL CONTROL
Push button for fine feed
Zero stop for fine feed
Scale ring for fine feed
Locking handle for scale ring
Handwheel for grinding wheel fine feed



CONTROL PANEL
Infinitely adjustable workpiece speeds extend grinding wheel life



LUBRICATION
Forced lubrication of slide ways



Air cushion system for head displacement



Stroke comparator reduces journal set-up time

CG460-4100/CG575-4100

RECOMMENDED EQUIPMENT




AZ410



AZ431



AZ390



AZ770



AZ771

RECOMMENDED

- AZ410 Diamond and rest 1,5 kt
- AZ431 Pair of flanges
- AZ390 Grinding coolant (5 liters)
- AZ770 Continuous journal sizing gauge (25-110mm diameter capacity)
- AZ771 Measuring fork, range from 100 to 200 mm for AZ 770

STANDARD EQUIPMENT



Crankshaft centering fixture



Crankshaft journal checking square



Head offset measuring device



Wheel face, side and radius dresser



Self centering chucks



Driving dog



Wheel balancing arbor

Driving plates for drivers



Conic centers



Blunt center



Motor pulley




STANDARD

- Electronic variable speed of the headstock
- Low voltage electric controls (24 V)
- Heads movement on air cushion
- Hydraulic system and coolant system
- Centralized automatic lubricant system
- Crankshaft centering fixture with dial indicator
- Crankshaft journal checking square
- Head offset measuring device with indicator
- N. 1 Wheel face, side and radius dresser (diamond excluded)
- N. 2 Precision self centering chucks 315 mm. dia.
- N. 3 Steady rests with dial indicator
- N. 2 Driving dogs capacity from 70 to 140 mm.
- N. 1 Driving dog capacity from 140 to 200 mm.
- N. 2 Driving plates for drivers
- N. 2 Conic centers for workhead
- N. 1 Blunt center for workhead
- N. 1 Grinding wheel 1140-305mm. dia. 50 mm. thickness
- N. 1 Wheel balancing arbor and Grindwheel hub puller
- N. 1 Service tools and Operating manual
- Template for levelling the machine
- Motor pulley for reduce grinding wheel



Steady rest



Template for levelling



Grindwheel hub puller




Grinding wheel

MOTION AND ADJUSTMENT OF CHUCKING FIXTURES

Sturdy universal chucking fixtures of latest design, guarantee the highest machining precision, fast centering and easy operating.

- Radial adjustment
- Cross adjustment
- Micrometric angular adjustment
- 360° rotation with twelve 30° chick stops to obtain immediate selection of centering angle.
- Three indexing locations to avoid measurements rechecking and the consequent waste of time.
- If required, these locking pins can also be pneumatic.
- Possibility of adjusting the axis of central heads
- Trim adjust for rapid and fine radial adjustments.
- Possibility of micrometric rotation of the workpiece chuck.



CG460-4100/CG575-4100

OPTIONAL EQUIPMENT



AZ385



AZ490



AZ491



AZ415



AZ416



AZ351



AZ427



AZ780

SPECIFICATIONS

- AZ780 Electronic in process grinding gauge 1 axe (for AZ 770)
- AZ370 Magnetic coolant cleaner 100 Liters for Cg460-575
- AZ491/S Paper roll coolant cleaner
- AZ386 Combined paper roll and magnetic coolant cleaner 100 Lts
- AZ415 Wheel balancing stand (for static balancing)
- AZ416 Portable belt superfinisher
- AZ433 Wheel side dresser (without diamond) for CG460
- AZ409 Wheel side tapering dresser (without diamond) CG575
- AZ429 Hydraulic wheel dresser (without diamond) for CG460-575
- AZ494 Grinding wheel diameter 1140x305 mm and 32mm thickness
- AZ495 Grinding wheel diameter 1140x305 mm and 40mm thickness
- AZ496 Grinding wheel diameter 1140x305 mm and 50mm thickness
- AZ497 Grinding wheel diameter 1140x305 mm and 60mm thickness
- AZ498 Grinding wheel diameter 1140x305 mm and 70mm thickness
- AZ489 Narrow steady rest
- AZ484 Heavy steady rest diameter 400mm for CG4100

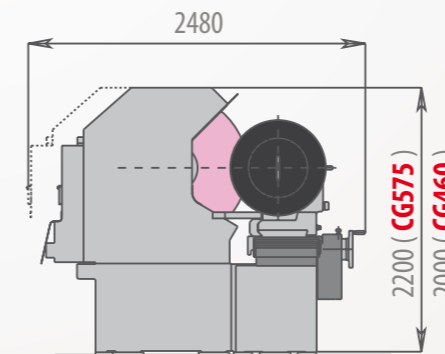
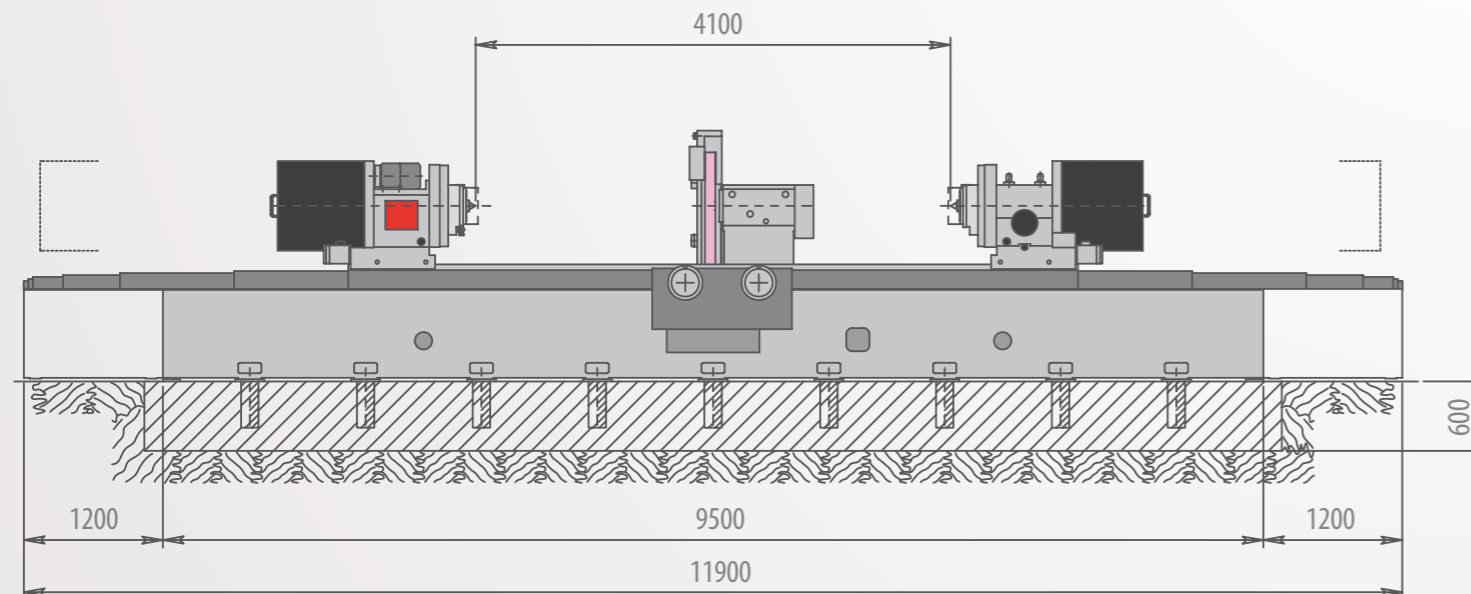


AZ spa | MACHINE TOOLS

	CG460-4100	CG575-4100
WORKING CAPACITY		
Height of centres on table	460 mm	575 mm
Max distance between centers	4100 mm	4100 mm
Max. distance between self-centring chucks	4000 mm	4000 mm
Swing over table	920 mm	1150 mm
Max head offset (stroke/2)	220 mm	220 mm
Max diameter admitted on std steady rests	250 mm	250 mm
Max workpiece diameter-new wheel	450 mm	450 mm
Max weight admitted between centers	1500 kg	1500 kg
Max weight admitted with steady rests	2500 kg	2500 kg

	CG460-4100	CG575-4100
MACHINE SPECIFICATIONS		
Z AXIS		
Max table speed	0-3000 mm/min	0-3000 mm/min
Table motor power	2,2 KW	2,2 KW
X AXIS		
Fast grindhead feed	210 mm	210 mm
Micrometric grindhead feed	260 mm	260 mm
Hydraulic unit motor power	2,2 KW	2,2 KW
WHEEL UNIT		
Diameter of grinding wheel	1140 mm	1140 mm
Max grinding wheel thickness	70 mm	70 mm
Standard grinding wheel thickness	40 mm	40 mm
Min grinding wheel thickness	25 mm	25 mm
Grinding wheel peripheral speed	33 m/s	33 m/s
Wheel rotation motor power	11 KW	11 KW
WORKHEAD		
Stepless rotation speed	0-60 RPM	0-60 RPM
Diameter of chucks	315 mm	315 mm
Headstock rotation motor power	2,2 KW	2,2 KW
LUBRICATION UNIT		
Tank capacity	5 lt	5 l
HYDRAULIC UNIT		
Tank capacity	50 lt	50 lt

DIMENSIONS



AZ spa

Viale dell'Elettronica, 20
36016 THIENE (VI) **ITALY**
tel. +39 0445 575543
fax +39 0445 575640
email: info@azspa.it



WWW.AZSPA.IT

CG | Crankshaft and Cylindrical Grinding Machine

