

BL - CONNECTING ROD BORING MACHINE

AZ spa | MACHINE TOOLS

| | BL600V | BL600S |
|----------------------------|------------------|------------------|
| DIMENSIONS WITHOUT PACKING | 1230x760x1920 mm | 1230x830x2040 mm |
| WEIGHT | 650 kg | 730 kg |
| DIMENSIONS WITH PACKING | 1300x850x2100 mm | 1300x920x2130 |
| WEIGHT WITH PACKING | 680 kg | 760 kg |

DIMENSIONS AND WEIGHTS >>>



WWW.AZSPA.IT

AZ spa | Viale dell'Electronica, 20 36016 THIENE (VI) | ITALY | tel. +39 0445 575543 | fax +39 0445 575756 | email: info@azspa.it | www.azspa.it



BL600V-S - CONNECTING ROD BORING MACHINE

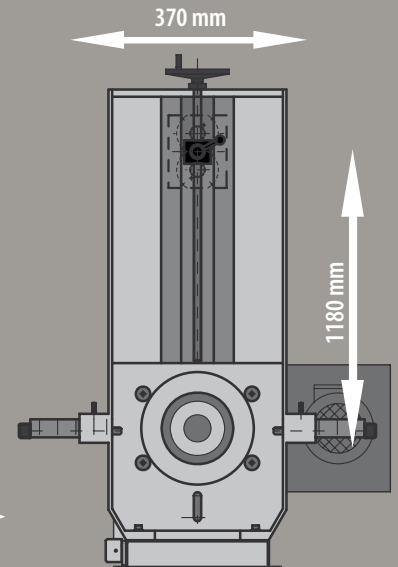
AZ spa | MACHINE TOOLS





- ball bearing with oil bath
- variable boring spindle speed with electronic variator and digital indications (0 to 120 RPM)
- con-rod holding square with manual and/or variable automatic transversal adjustment for fast and accurate centering
- electric limit switch to set automatically the boring depth
- electronic variable feeding speed

BL600S CONNECTING ROD BORING MACHINE WITH SPECIAL CHECKING FIXTURE



AZ spa | MACHINE TOOLS




AZ741



AZ742



AZ743



Boring spindle 14-28 mm dia

BL600V-S

SPECIFICATIONS >>>



Standard equipment

- Electric system single phase
- Low voltage electric control 24 V
- Steel base cabinet
- Set of no. 8 tools
- Set of 5 centering cones
- Calibrating device for tools complete with instrument (AZ721)
- Tool setting device
- Centering device with centesimal dial gauge
- Expanding spindle from 37 to 77 mm. dia. capacity (AZ742)
- Expanding spindle from 23 to 37 mm. dia. capacity (AZ741)
- Expanding spindle from 75 to 165 mm. dia. capacity (AZ743)
- Boring spindle 14-28 mm diameter
- Boring spindle 38 mm diameter
- Boring spindle 59 mm diameter
- Service tools
- Operating manual



Centering device



Calibrating device



Tools



| | BL600V | BL600S |
|--|--------------|--------------|
| WORKING CAPACITY | | |
| Boring capacity (min. and max. dia.) | 15-160 mm | 15-160 mm |
| Min. and Max. con-rod center distance | 80-650 mm | 80-650 mm |
| Height of spindle C/L over table | 150 mm | 200 mm |
| SPEEDS AND FEEDS | | |
| Boring spindle rotation speeds | 0-1200 RPM | 0-1200 RPM |
| Max. table traverse | | |
| Variable automatic table speed on both sides | 0-165 mm/min | 0-165 mm/min |
| MOTOR RATINGS | | |
| Motor, feed change | 0,1 KW | 0,1 KW |
| Motor, boring head | 1,5 KW | 1,5 KW |



AZ spa | MACHINE TOOLS

BL600V-S



Boring spindle 38 mm dia



Boring spindle 59 mm dia



Tool setting device



Centering cones

CONNECTING ROD BORING MACHINE

EQUIPMENT >>>

Recommended equipment

AZ854 Rod alignment checking fixture

Optional equipment

AZ711 Inner gauge for bushing from 35 to 105 mm diameter with dial gauge

AZ520 Boring head from 105 to 160 mm

AZ832 Grinder for tools complete with sharpening support



AZ832




AZ520



AZ711



AZ854



WWW.AZSPA.IT